

*The Portuguese American Citizenship Project*

*A non-partisan initiative to promote citizenship and civic involvement*

**PORTUGUESE AMERICAN CONGRESS**



**NEWARK, NEW JERSEY**

**VOTER REGISTRATION AND VOTING SUMMARY  
STATISTICS**

**August 15, 2006**

*supported by the*

**LUSO-AMERICAN  
FOUNDATION**

## **SUMMARY OF STATISTICS**

The methodology for promoting voting in the East Ward of Newark has focused on reaching out as broadly as possible rather than limiting the Project to one organization.

Based on a list of over 936 names common to Portuguese Americans, the Project estimated that of the 14,057 registered voters in the East Ward, 37 percent have Portuguese surnames.

Beginning in 2002, voter reminder cards and other get-out-the-vote initiatives were directed at voters identified as Portuguese Americans. The results of the efforts have been mixed. In the 2005 elections Portuguese Americans undervoted the East Ward by 1.4 percent for the primary election but outvoted the East Ward by 1.3 percent for the general election.

A prominent Portuguese American social club in the East Ward is the Sport Club. The members of this club are part of the larger group of Portuguese named voters and therefore received the same encouragement to vote. Based on a survey of 349 members, 102 members - 29% - were registered to vote. This is lower than the Federal Election Commission's estimate that 75 percent of New Jersey's Voting Age Population is registered. The results of the Club's members are significantly higher than the general result. In the general election of November 2005, the club members outvoted the East Ward by over 19 percent. The members have outvoted the city in all elections since 2000.

# PORTUGUESE-NAMED EAST WARD VOTERS

## REGISTRATION - VOTING

PORTUGUESE-NAMED VOTERS  
RESIDENT IN THE EAST WARD

5220

## VOTING PERFORMANCE OF PORTUGUESE-NAMED RESIDENTS

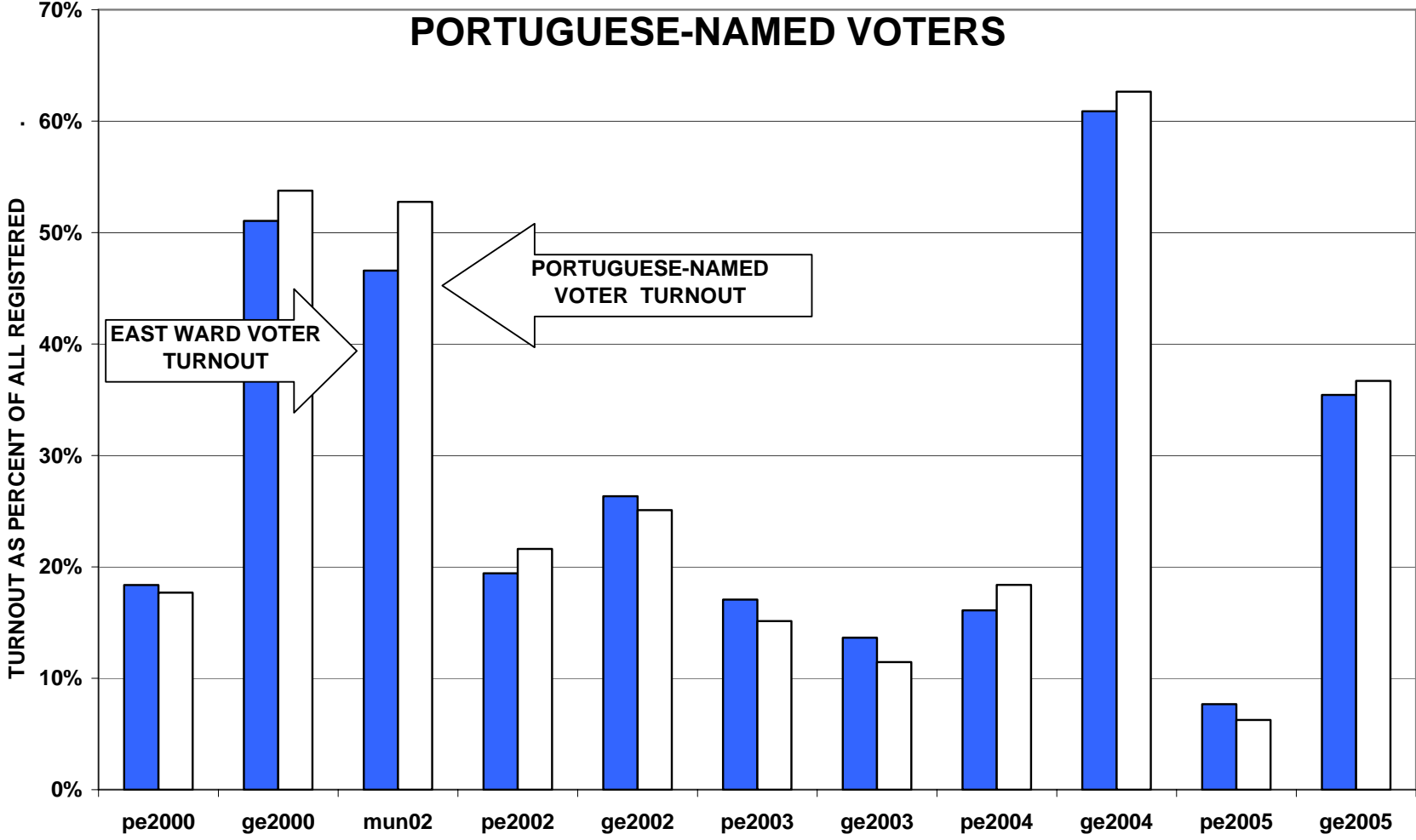
AS PERCENT OF ALL  
REGISTERED PORTUGUESE-  
NAMED ELIGIBLE TO VOTE

EAST WARD VOTING HISTORY  
AS PERCENT OF ALL  
REGISTERED VOTERS

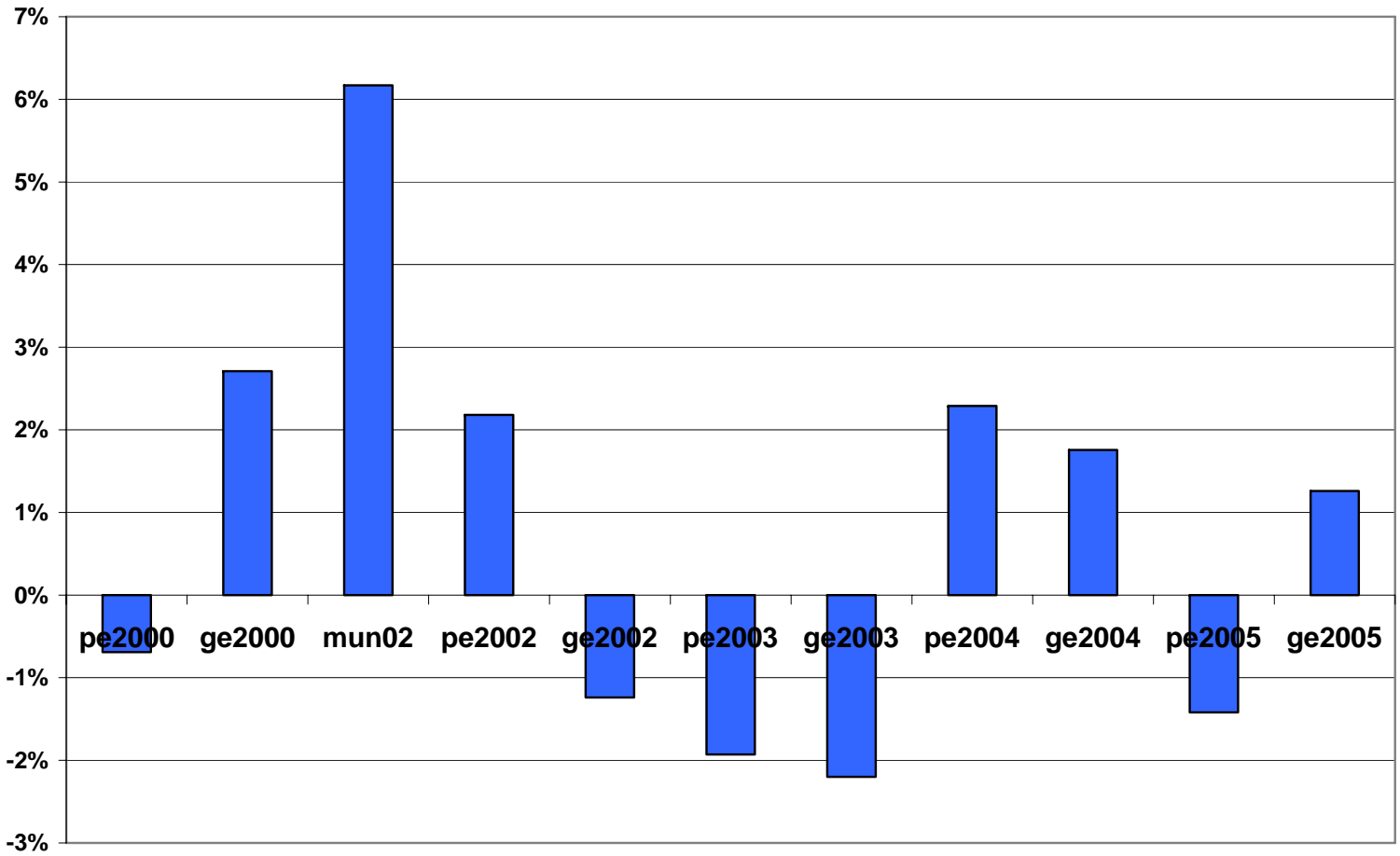
### COMPARABLE STATISTICS

VOTERS PE	2000	941	17.7%	18.4%
VOTERS GE	2000	2861	53.8%	51.1%
VOTERS MUN	2002	2808	52.8%	46.6%
VOTERS PE	2002	1150	21.6%	19.4%
VOTERS GE	2002	1336	25.1%	26.3%
VOTERS PE	2003	858	15.1%	17.1%
VOTERS GE	2003	649	11.5%	13.7%
VOTERS PE	2004	932	18.4%(932/5068)	16.1%
VOTERS GE	2004	3175	62.6%(3175/5068)	60.9%
VOTERS PE	2005	327	6.3%	7.7%
VOTERS GE	2005	1915	36.7%	35.4%

# VOTER TURNOUT COMPARISON BETWEEN EAST WARD VOTERS AND PORTUGUESE-NAMED VOTERS



# DIFFERENCE IN VOTER TURNOUT BETWEEN EAST WARD VOTERS AND PORTUGUESE-NAMED VOTERS



# SPORT CLUB SOCIOS EAST WARD VOTERS

## REGISTRATION - VOTING

ALL MEMBERS RESIDING IN EAST WARD	349	
MEMBERS REGISTERED TO VOTE IN EAST WARD	102	29.2%
ALL FAMILY MEMBERS REGISTERED TO VOTE	255	

## VOTING PERFORMANCE OF SPORT CLUB MEMBERS

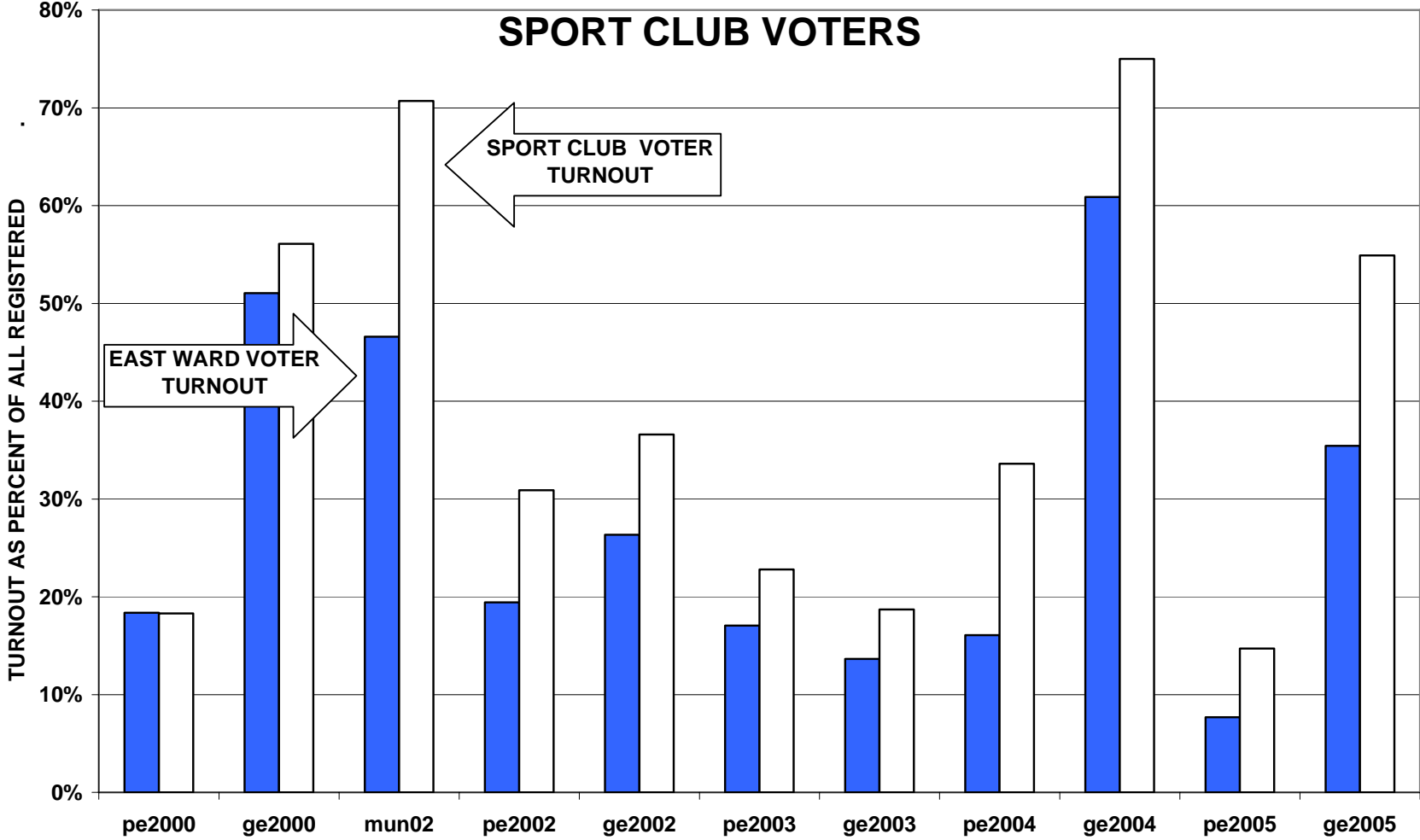
AS PERCENT OF EAST WARD SPORT CLUB SOCIOS REGISTERED TO VOTE	EAST WARD VOTING HISTORY AS PERCENT OF ALL REGISTERED VOTERS
--------------------------------------------------------------------	--------------------------------------------------------------------

VOTERS PE	2000	45
VOTERS GE	2000	138
VOTERS MUN	2002	174
VOTERS PE	2002	76
VOTERS GE	2002	90
VOTERS PE	2003	56
VOTERS GE	2003	46
VOTERS PE	2004	35
VOTERS GE	2004	78
VOTERS PE	2005	15
VOTERS GE	2005	56

### COMPARABLE STATISTICS

18.3%	18.4%
56.1%	51.1%
70.7%	46.6%
30.9%	19.4%
36.6%	26.3%
22.8%	17.1%
18.7%	13.7%
33.6% (35/104)	16.1%
75.0% (78/104)	60.9%
14.7%	7.68%
54.9%	35.4%

# VOTER TURNOUT COMPARISON BETWEEN EAST WARD VOTERS AND SPORT CLUB VOTERS



# DIFFERENCE IN VOTER TURNOUT BETWEEN EAST WARD VOTERS AND SPORT CLUB VOTERS

