

THE PORTUGUESE AMERICAN CITIZENSHIP PROJECT
A NON-PARTISAN INITIATIVE TO PROMOTE CITIZENSHIP AND CIVIC INVOLVEMENT



OUR LADY OF FATIMA
ELIZABETH, NEW JERSEY

EVALUATION OF
2008 ELECTIONS

April 8, 2010

SUPPORTED BY THE
LUSO-AMERICAN
FOUNDATION

REPORT CONTENTS

- **STATISTICS AND SUMMARY OF WORK** 3
- **RESULTS** 4
- **RECOMMENDATIONS** 8
- **APPENDIX** 9

KEY STATISTICS

- **Number of Members In New Jersey: 5,729**
- **Heads of Household registered to vote in Elizabeth: 1,064**
- **All Household Members registered to vote in Elizabeth: 1,119**
- **Heads of Household voter turnout* in February 2008 – 44% (citywide turnout 31%)**
- **Heads of Household voter turnout in June 2008 – 27% (citywide turnout 17%)**
- **Heads of Household voter turnout in November 2008 – 70% (citywide turnout 68%)**

SUMMARY OF WORK

Our Lady of Fatima has been an active participant in the Portuguese American Citizenship Project since late 2002.

For the 2008 February, June, and November elections, postcards in Portuguese and English were sent to every registered voter in the parish reminding them of the date and polling hours for each election.

* Voter turnout is the number of citizens voting in an election divided by the total number of citizens registered to vote. Voter turnout graphs for each election are based on Elizabeth city residents only.

RESULTS

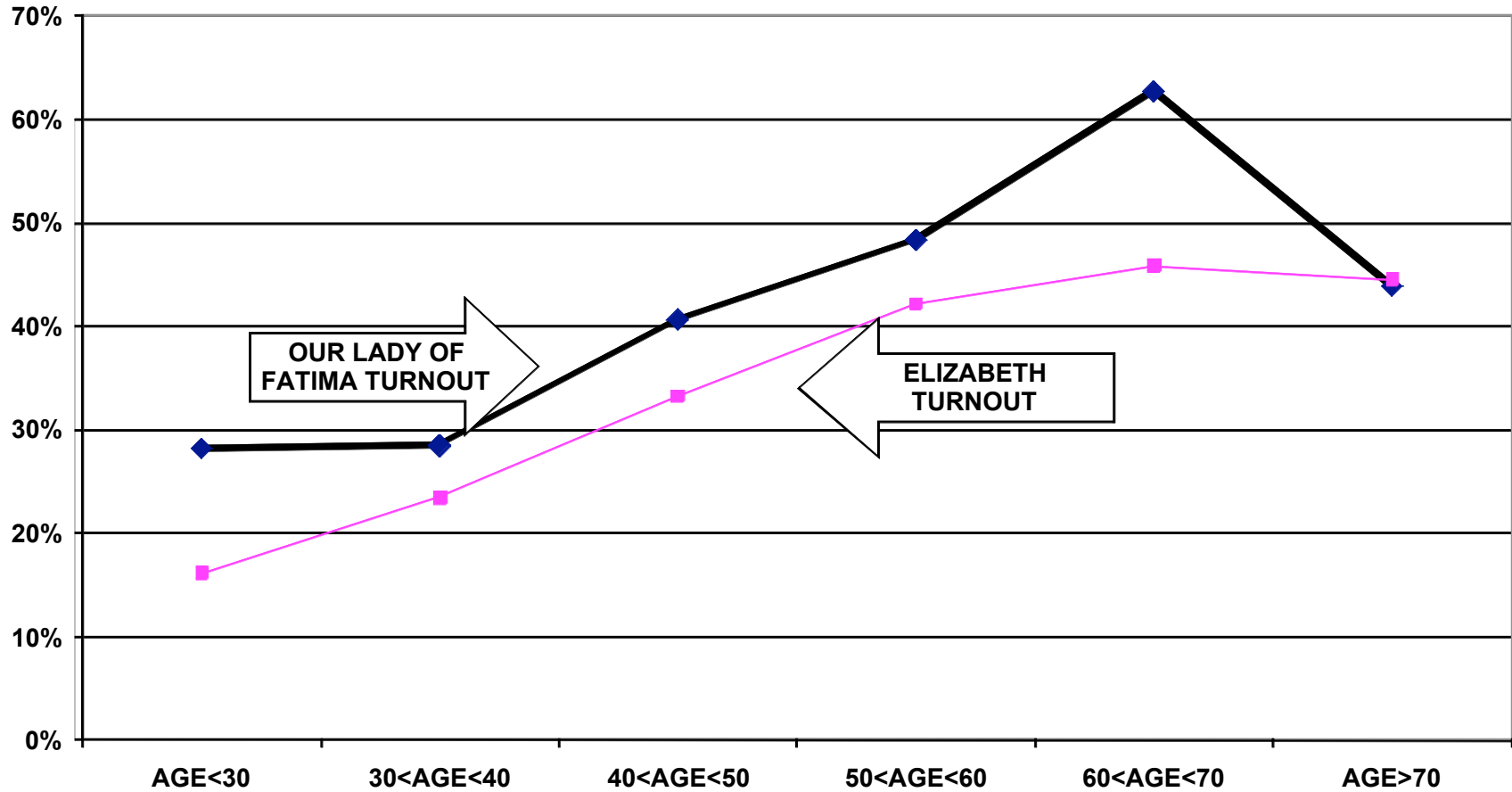
Our Lady of Fatima's heads of household voter turnout for the 2008 elections was higher than the citywide turnout. Heads of household turnout for the February Presidential Primary elections was 44%, as compared to the citywide turnout of 31%. For the June Primary elections heads of household turnout was 27%, as compared to the citywide turnout of 17%. The parish's heads of household turnout for the November Presidential election was 70%, as compared to the citywide turnout of 68%.

Voter turnout for all family members is not uniform across age groups. Voters under 30 years of age and even those between 30 and 40 years old had lower turnout rates than the older voters. This is true for the parish associated voters and true for the registered voters in the community at large.

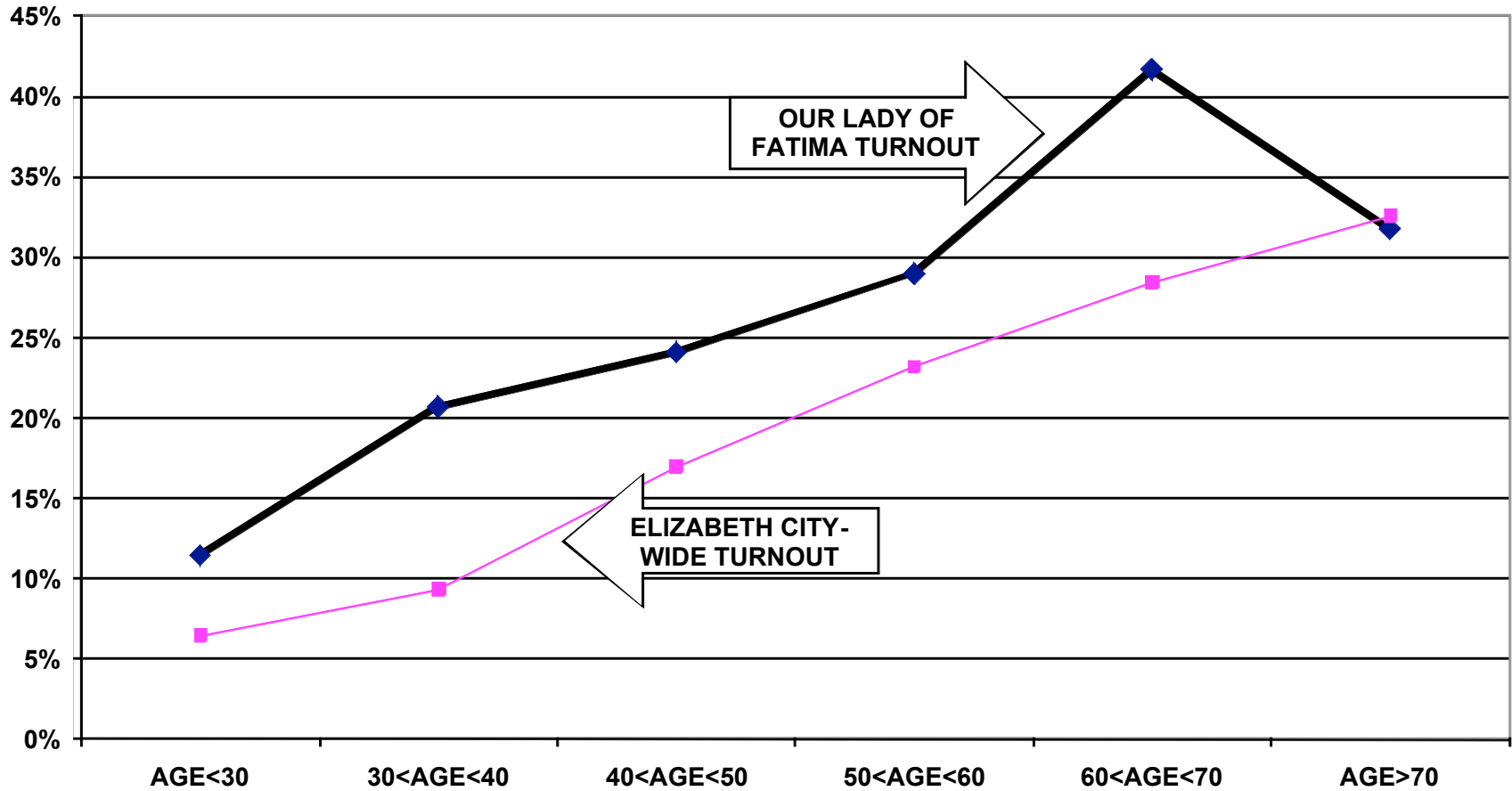
For example, registered voters associated with the parish under 30 years old had a 28% turnout rate in the February elections, while voters between 60 and 70 years old had a 63% turnout rate. For the June elections, the under 30 year old associated voters had a 11% turnout rate compared to a 42% turnout rate for voters between 60 and 70 years old. Voters associated with Our Lady of Fatima under 30 years old had a 69% turnout rate in the November Presidential elections, while voters between 60 and 70 years old had a 71% turnout rate.

The following graphs for the February, June, and November 2008 elections illustrate the relationship between turnout rates and age. These graphs refer to all family members associated with the parish, not just heads of household.

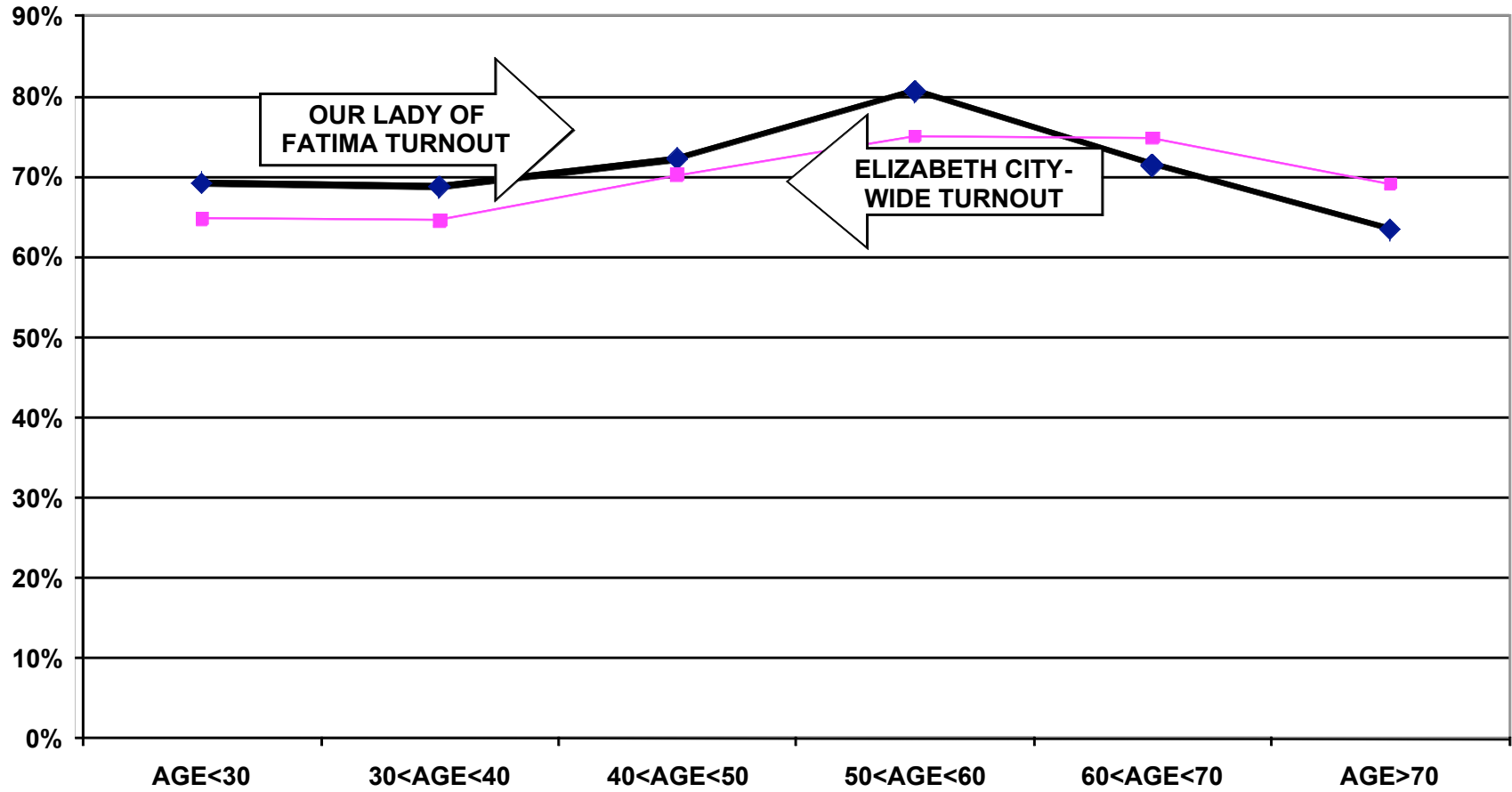
TURNOUT BY AGE FEBRUARY 2008 OUR LADY OF FATIMA ALL HOUSEHOLD MEMBERS



TURNOUT BY AGE JUNE 2008 OUR LADY OF FATIMA ALL HOUSEHOLD MEMBERS



TURNOUT BY AGE NOVEMBER 2008 OUR LADY OF FATIMA ALL HOUSEHOLD MEMBERS



RECOMMENDATIONS

- The parish must determine if and how it will provide funding for the costs of participation in the Citizenship Project. The Luso American Foundation has completed 10 years of financial support for the Project but will terminate this support for 2009 and beyond. In 2010, the Project will continue to provide data processing and assist in the preparation of voter cards. The cost of preparing two elections is approximately \$850.
- If Our Lady of Fatima cannot provide the financial support for mailing and/or cannot accomplish the logistics of printing and mailing the voter cards, interested members of the community should examine the accomplishments of the past ten years and determine how to build on these achievements using alternative methods of promoting civic participation.

APPENDIX

- Historical Data 10
- Registered Voter Turnout Graph 11
- Difference in Voter Turnout Graph 12
- Registered Voters vs. Actual Voters February 2008 Graph 13
- Registered Voters vs. Actual Voters June 2008 Graph 14
- Registered Voters vs. Actual Voters November 2008 Graph 15

REGISTRATION - VOTING

ALL PARISHIONERS IN NEW JERSEY 5,729

**PARISHONERS REGISTERED
TO VOTE IN ELIZABETH**

**1,064 HEADS OF HOUSEHOLD
1,119 ALL FAMILY MEMBERS**

**VOTING PERFORMANCE OF
CITY OF ELIZABETH RESIDENTS**

**VOTING PARISHIONERS
(ELIZABETH)**

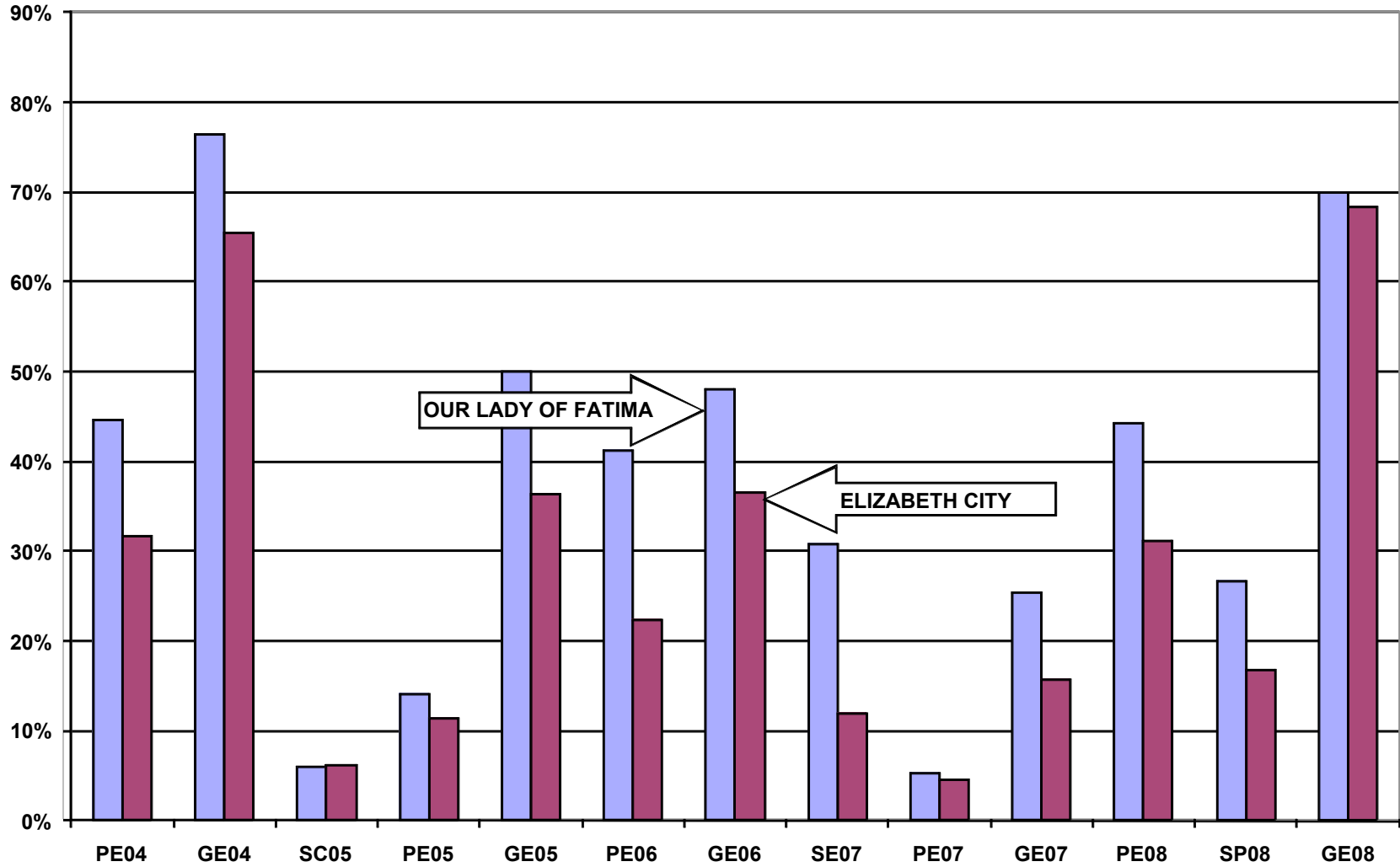
**AS PERCENT OF
REGISTERED PARISHIONERS
ELIGIBLE TO VOTE**

**CITY WIDE VOTING HISTORY
(AS PERCENT OF ALL
REGISTERED VOTERS)**

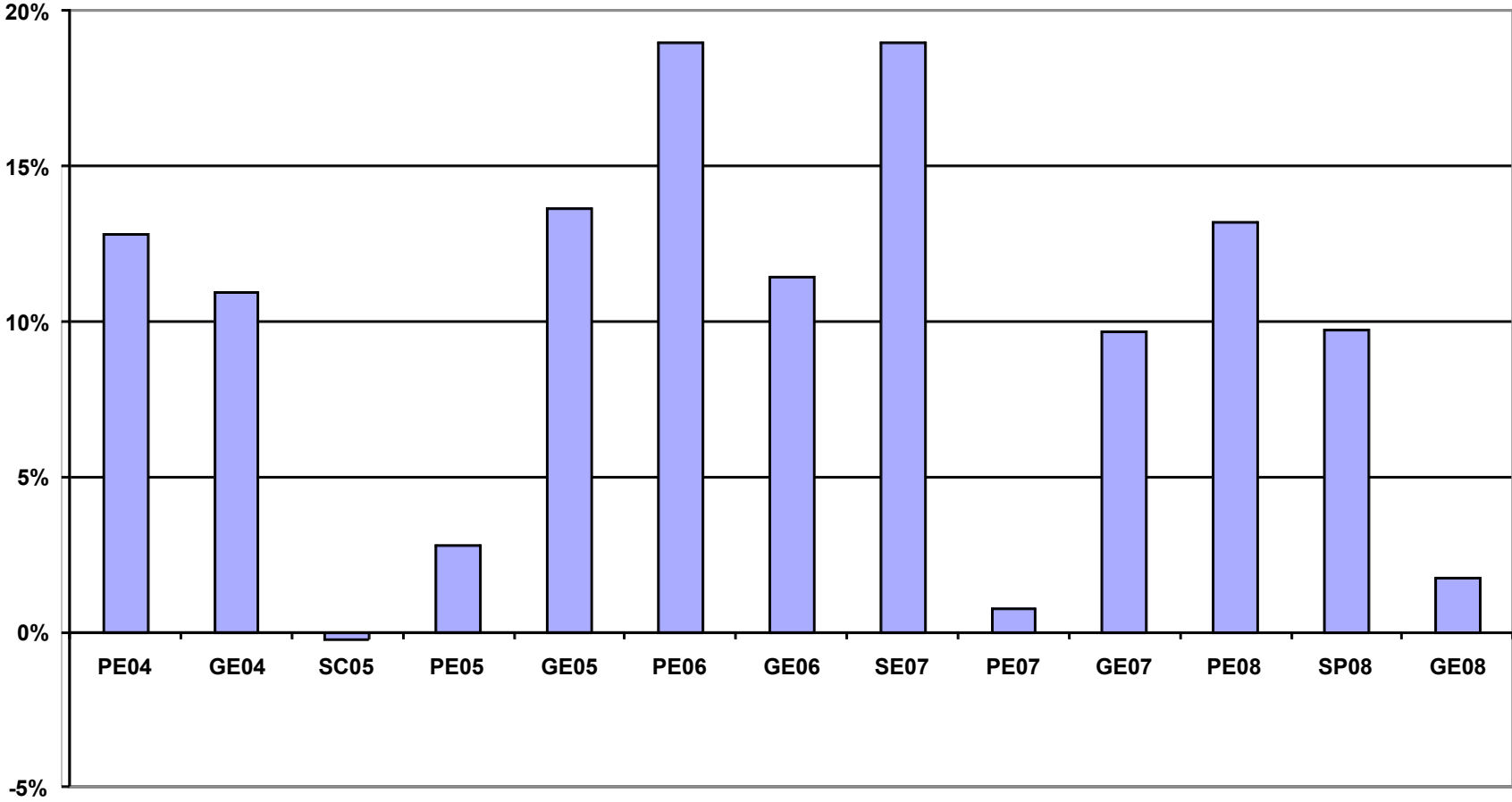
COMPARABLE STATISTICS

PRIMARY ELEC 2004	348	45 %	32 %
GENERAL ELEC 2004	607	76 %	66 %
CITY ELEC 2005	98	6 %	6 %
PRIMARY ELEC 2005	109	14 %	11 %
GENERAL ELEC 2005	385	50 %	36 %
PRIMARY ELEC 2006	311	41 %	22 %
GENERAL ELEC 2006	362	48 %	37 %
SCHOOL ELEC 2007	241	31 %	12 %
PRIMARY ELEC 2007	41	5 %	5 %
GENERAL ELEC 2007	198	25 %	16 %
PRIMARY ELEC 2008	472	44 %	31 %
STATE PRIMARY 2008	283	27 %	17 %
GENERAL ELEC 2008	745	70 %	68 %

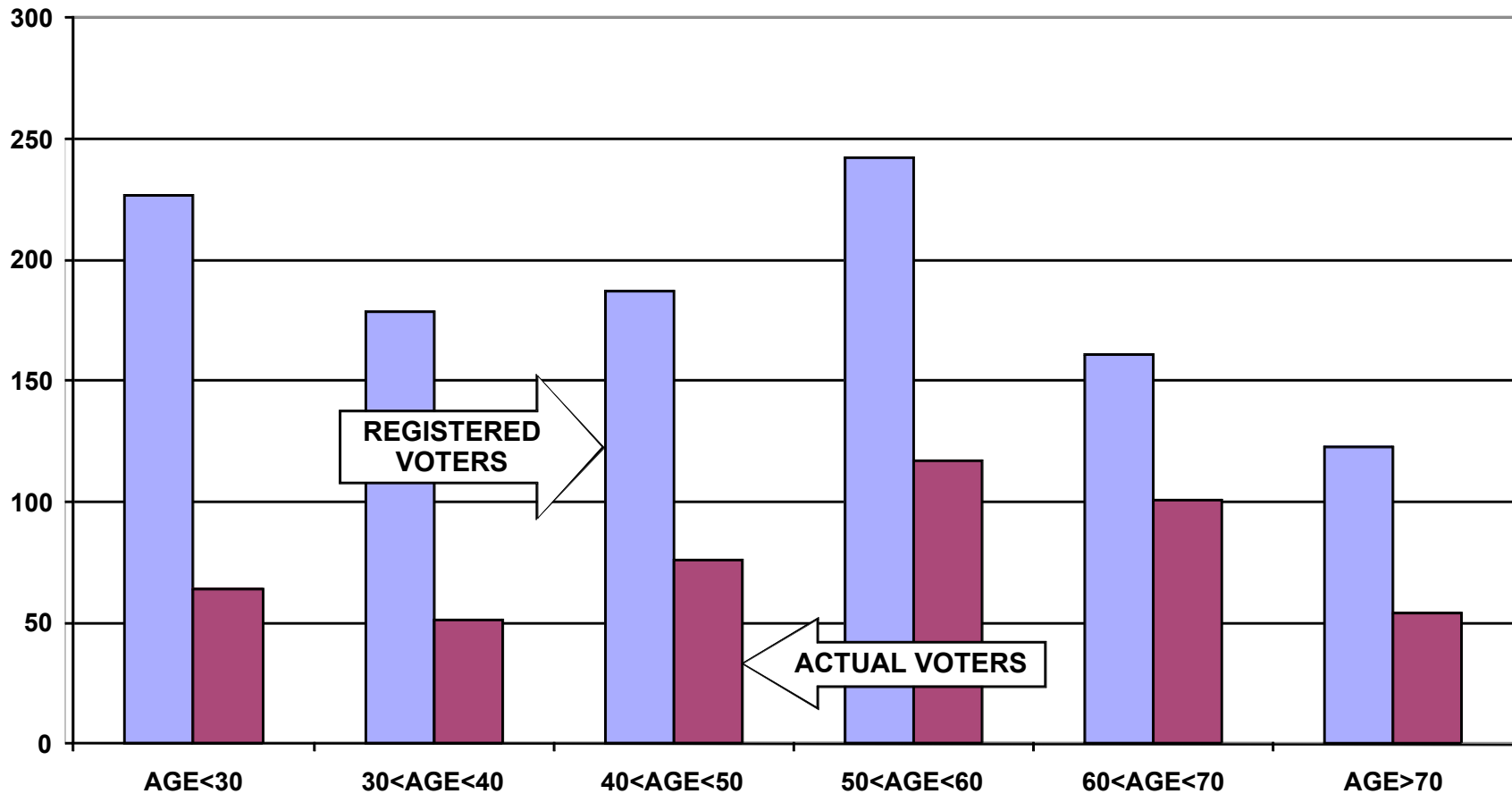
REGISTERED VOTER TURNOUT COMPARISON OF ELIZABETH CITY AND OUR LADY OF FATIMA HEADS OF HOUSEHOLD



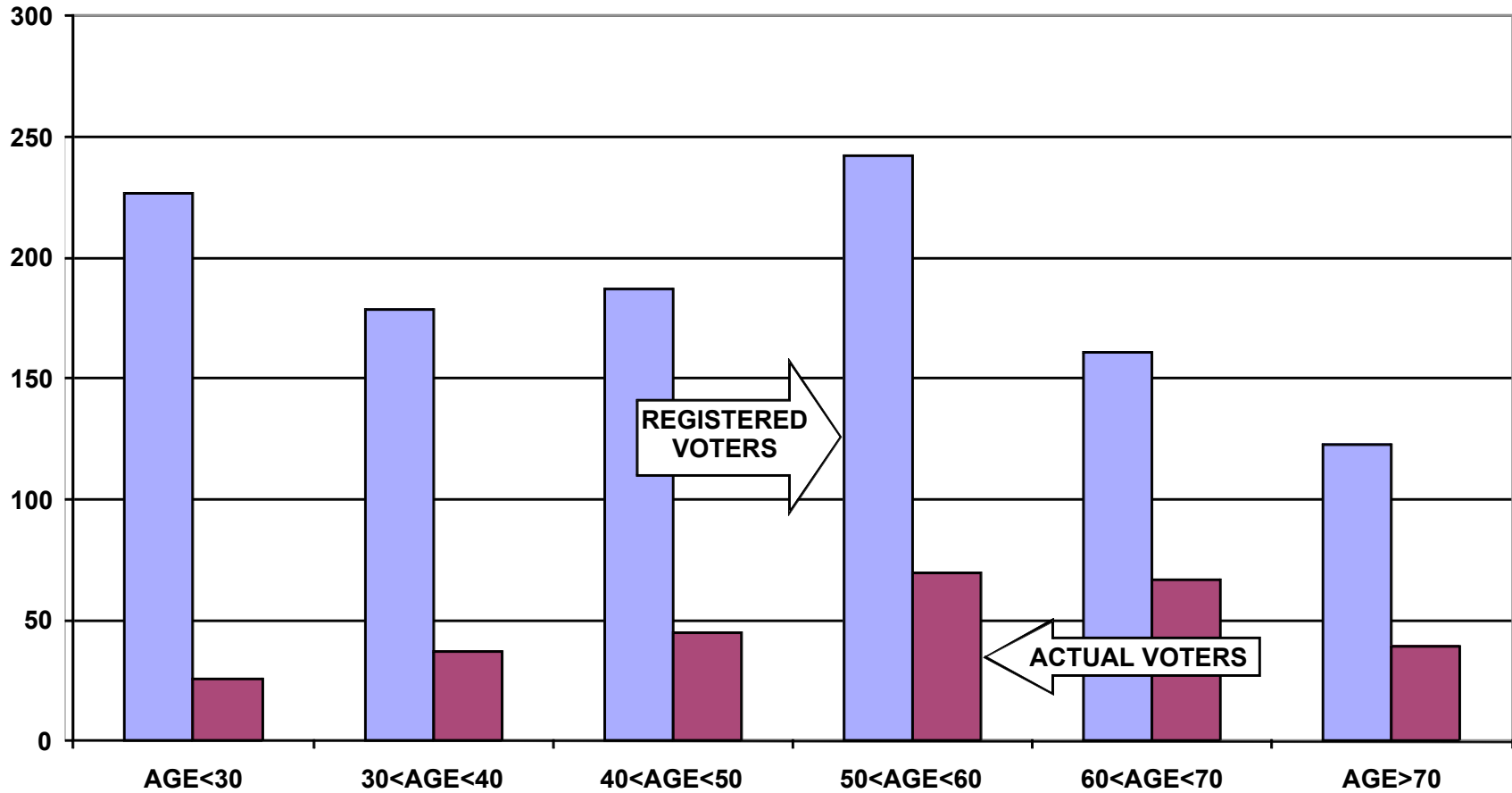
**DIFFERENCE IN VOTER TURNOUT BETWEEN
OUR LADY OF FATIMA VOTERS AND ELIZABETH CITY VOTERS
HEADS OF HOUSEHOLD**



REGISTERED VOTERS VERSUS ACTUAL VOTERS FEBRUARY 2008
OUR LADY OF FATIMA
ALL HOUSEHOLD MEMBERS



REGISTERED VOTERS VERSUS ACTUAL VOTERS JUNE 2008
OUR LADY OF FATIMA
ALL HOUSEHOLD MEMBERS



REGISTERED VOTERS VERSUS ACTUAL VOTERS NOVEMBER 2008
OUR LADY OF FATIMA
ALL HOUSEHOLD MEMBERS

